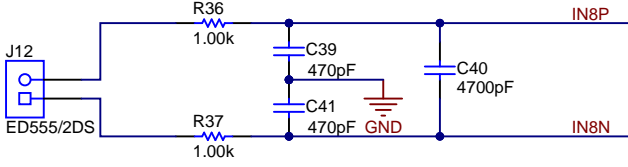
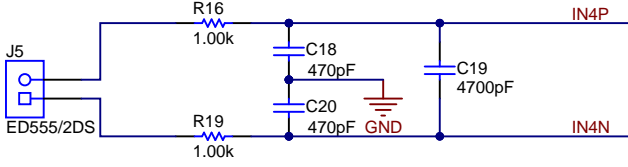
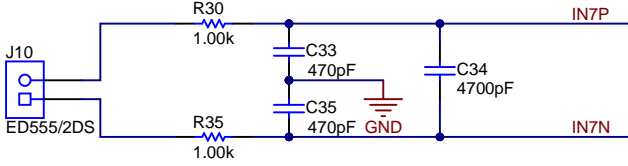
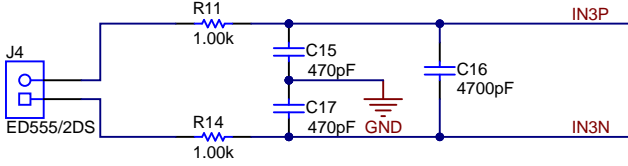
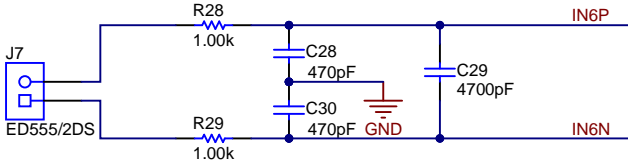
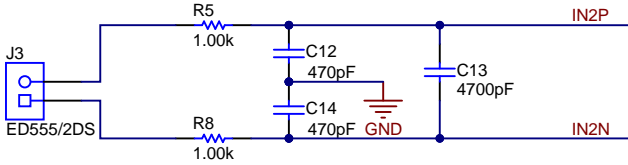
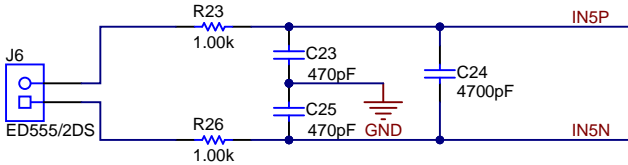
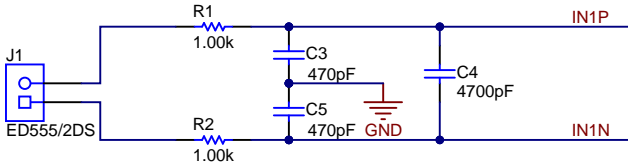


Analog Input Channels



Differential-Mode Input Anti-Aliasing Filter
-3dB Cutoff: 16.125kHz

Common-Mode Input Anti-Aliasing Filter
-3dB Cutoff: 339kHz

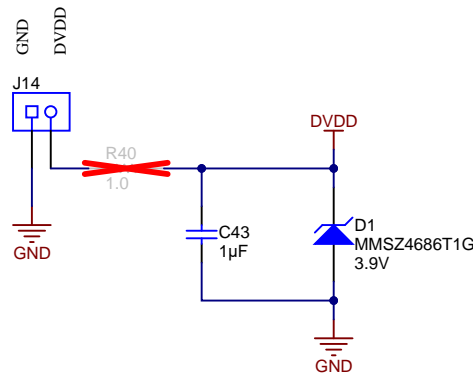
-3dB Cutoff: 16.125kHz

-3dB Cutoff: 339kHz

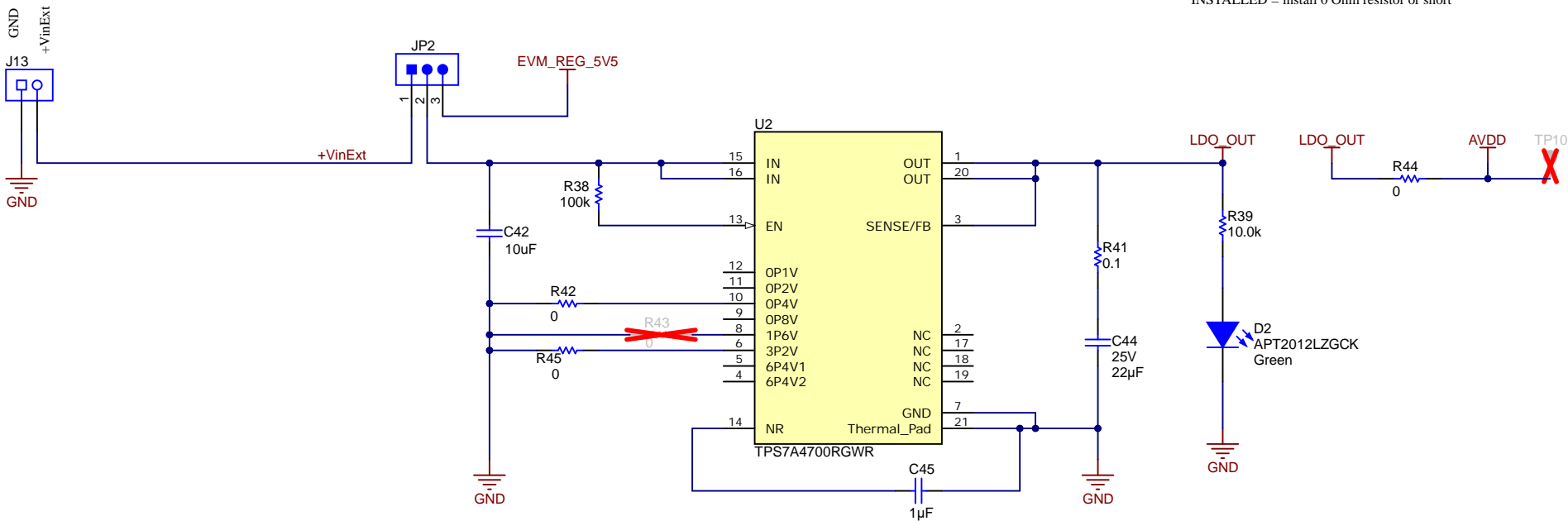
Texas Instruments and/or its licensors do not warrant the accuracy or completeness of this specification or any information contained therein. Texas Instruments and/or its licensors do not warrant that this design will meet the specifications, will be suitable for your application or fit for any particular purpose, or will operate in an implementation. Texas Instruments and/or its licensors do not warrant that the design is production worthy. You should completely validate and test your design implementation to confirm the system functionality for your application.

Orderable: ADS131E08V2EVM-PDK	Designed for: Public Release	Mod. Date: 5/13/2025
TID #: N/A	Project Title: ADS131E08V2EVM-PDK	
Number: DC267	Rev: A	Sheet Title:
SVN Rev: e70672a8b41fb830fdd449b4d9701930a2a2360	File: DC267_Inputs.SchDoc	Sheet: 1 of 4
Drawn By:	Contact: http://www.ti.com/support	Size: B
Engineer: Angel E Bermudez		

EVM/External Power



Analog LDO

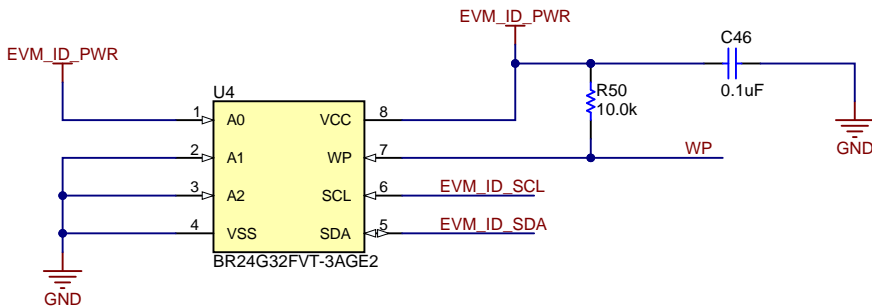


A Default 5V LDO output.
Remove/Install 0 Ohm resistors to
achieve desired output

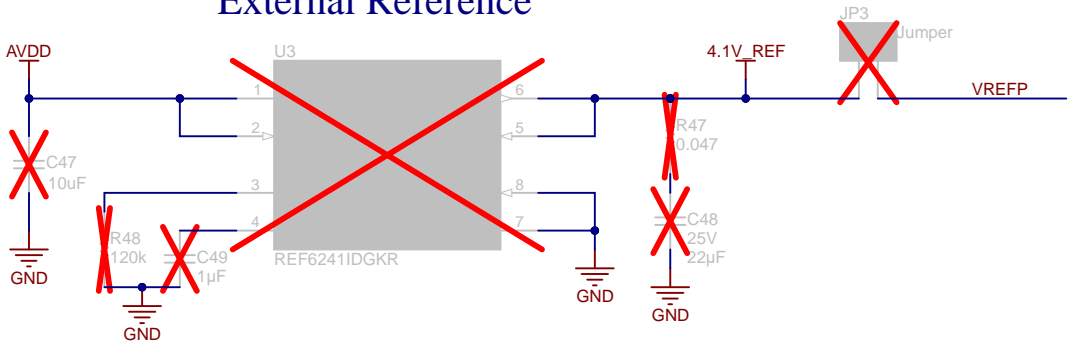
Vout	Programmable LDO Configuration (U2)		
	R42 (0P4V)	R43 (1P6V)	R45 (3P2V)
5V	INSTALLED	DNI	INSTALLED
3V	DNI	INSTALLED	DNI

DNI = Do not install
INSTALLED = install 0 Ohm resistor or short

EVM ID EEPROM

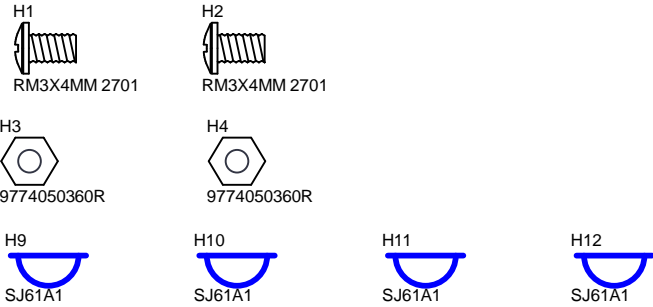


External Reference



Texas Instruments and/or its licensors do not warrant the accuracy or completeness of this specification or any information contained therein. Texas Instruments and/or its licensors do not warrant that this design will meet the specifications, will be suitable for your application or fit for any particular purpose, or will operate in an implementation. Texas Instruments and/or its licensors do not warrant that the design is production worthy. You should completely validate and test your design implementation to confirm the system functionality for your application.

Orderable: ADS131E08V2EVM-PDK	Designed for: Public Release	Mod. Date: 5/13/2025
TID #: N/A	Project Title: ADS131E08V2EVM-PDK	
Number: DC267	Rev: A	Sheet Title:
SVN Rev: e70672a8b41fb830fdd449b4d911930a2a2360	File: DC267_Power_Reference.SchDoc	Size: B
Drawn By: Angel E Bermudez	Contact: http://www.ti.com/support	
Engineer: Angel E Bermudez		




PCB Number: DC267

PCB Rev: A

PCB

LOGO

Texas Instruments



CE Mark

PCB

LOGO

FCC disclaimer

PCB

LOGO

WEEE logo

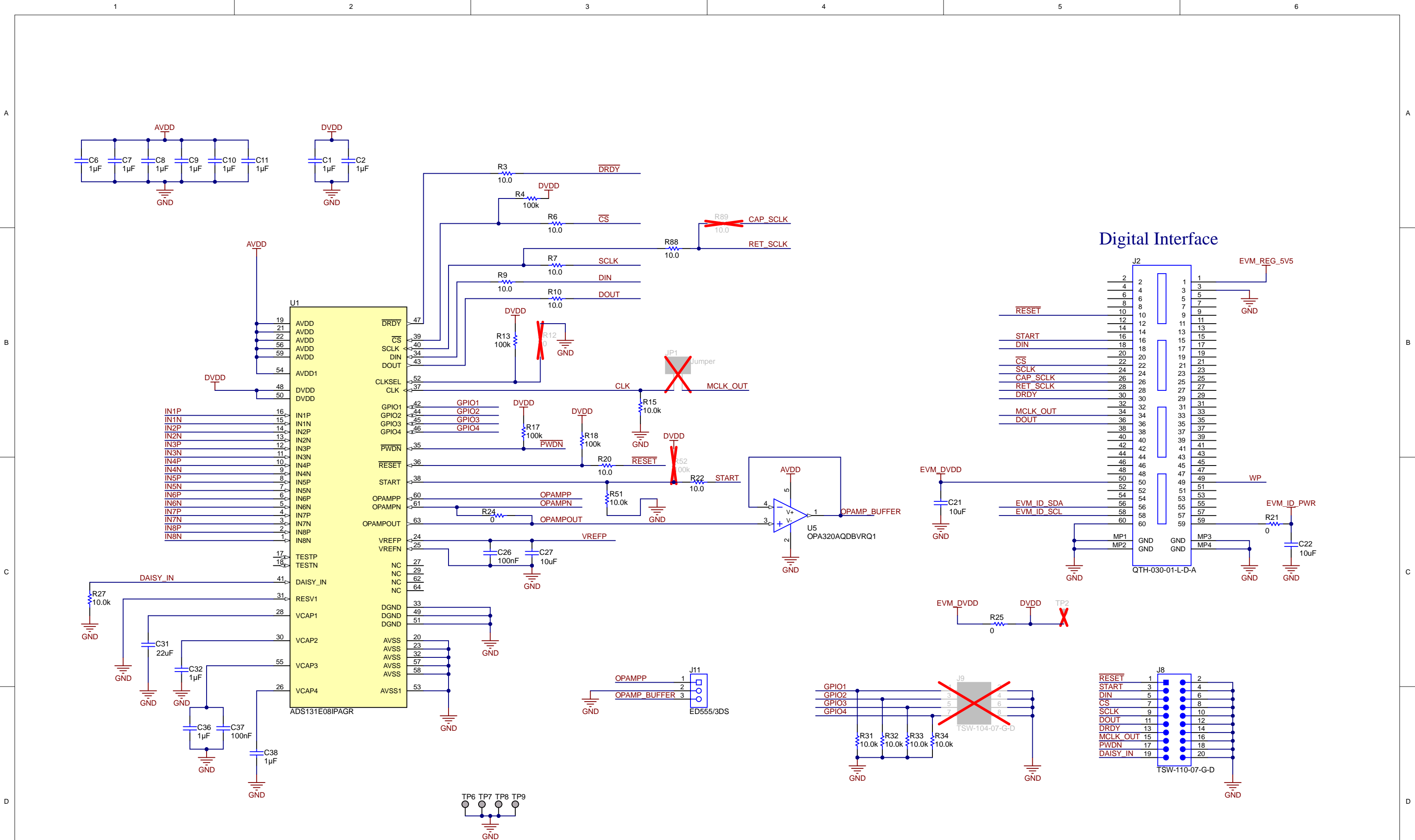
ZZ1
Label Assembly Note
This Assembly Note is for PCB labels only

ZZ2
Assembly Note
These assemblies are ESD sensitive, ESD precautions shall be observed.

ZZ3
Assembly Note
These assemblies must be clean and free from flux and all contaminants. Use of no clean flux is not acceptable.

ZZ4
Assembly Note
These assemblies must comply with workmanship standards IPC-A-610 Class 2, unless otherwise specified.

Texas Instruments and/or its licensors do not warrant the accuracy or completeness of this specification or any information contained therein. Texas Instruments and/or its licensors do not warrant that this design will meet the specifications, will be suitable for your application or fit for any particular purpose, or will operate in an implementation. Texas Instruments and/or its licensors do not warrant that the design is production worthy. You should completely validate and test your design implementation to confirm the system functionality for your application.



Texas Instruments and/or its licensors do not warrant the accuracy or completeness of this specification or any information contained therein. Texas Instruments and/or its licensors do not warrant that this design will meet the specifications, will be suitable for your application or fit for any particular purpose, or will operate in an implementation. Texas Instruments and/or its licensors do not warrant that the design is production worthy. You should completely validate and test your design implementation to confirm the system functionality for your application.

Orderable:	ADS131E08V2EVM-PDK	Designed for:	Public Release	Mod. Date:	5/13/2025
TID #:	N/A	Project Title:	ADS131E08V2EVM-PDK		
Number:	DC267	Rev:	A	Sheet Title:	
SVN Rev:	e70672a8b41fb830fdd449b4d41b90a2a2866	File:	DC267_ADC.SchDoc	Sheet:	4 of 4
Drawn By:	Angel E Bermudez	Contact:	http://www.ti.com/support	Size:	B
Engineer:	Angel E Bermudez				